

# DLAR Cards & What They Mean



# DLAR Cards & What They Mean

## DLAR Service Request:

You will need to have a [DLAR Service Request](#) form filled out and given to the DLAR supervisor in your area before you begin

**Especially if the Service Requests are outside the normal DLAR husbandry procedures such as:**

Routine cage change or health observations

This alerts our staff of the change in routine

DLAR Service Request form ***Must*** Contain:

**Start and End Date**

**Contact Number of the Person Responsible for your Animals**



# DLAR Cards & What They Mean

## Why the DLAR Designation and Flag Cards:

Assist in making our staff and the investigators aware of certain conditions pertaining to the day-to-day observations of the animals.

Alert DLAR Staff and PIs to circumstances or situations that may require closer observations.

Provide the best humane care available to our animals and in support of our investigators research efforts by closely monitoring conditions that could affect the animals and the study.



# DLAR Cards & What They Mean

## Why the DLAR Designation and Flag Cards:

There are a variety of reasons why these cards may appear, so if you have additional questions, please do not hesitate to contact a member of the DLAR Veterinary Staff or a DLAR Supervisors.



# DLAR Cards & What They Mean

## Who Places These Cards on the Cage?

Majority of cases, the DLAR staff will be placing the Cage Flag Cards on the cages.

However, there are some cards that the investigators will use to “FLAG” a potential problem alerting DLAR staff to a condition within the cage involving the animals

These might be:

- Date of Birth & Newly Weaned Litter Cards

- Diabetic Cards

- Seizure Cards



# DLAR Cards & What They Mean

## Flag Cards on Cages: Investigator Attention

### Investigator Attention

**Date:**

**Reason:** (check one)

- Overcrowding
- Improper Cage Card
- Staple Removal
- Overdue

Placed on a cage due to several conditions:

The cage may be overcrowded

Litters to be weaned, more than one litter in the cage,

Improper cage card

Staple/Suture removal may be overdue



# DLAR Cards & What They Mean

## Flag Cards on Cages: Medical Case

### Medical Case

Date     /     /

One or more of these animals has been reported as exhibiting symptoms out of the range considered “normal.” DLAR technicians and veterinarians are monitoring the health of the animal (s). The PI may still use the animal (s) for research unless contacted by a member of the veterinary staff. Only a member of the veterinary staff should remove this card unless the animal is euthanized.

Used to identify any animal(s) within the cage with a condition that needs attention Placed on cage by DLAR Animal Care Staff.

***This card does not mean that the animals must be euthanized.***

**Removed by:  
DLAR Veterinary Services Staff  
when the condition is resolved**



# DLAR Cards & What They Mean

## Flag Cards on Cages: Shipment Acclimation

Displayed on the cage when the animal first arrives and is removed after the initial acclimation period has expired, generally 4-7 days depending on the species.

### **Shipment Acclimation**

Animals require a period of acclimation to properly recover from the stress of shipment. These animals may **NOT** be used **EXCEPT** for anatomy studies, tissue harvesting for cell cultures or by DLAR veterinarian approval. This notice will be removed after 3PM on Friday afternoon.





# DLAR Cards & What They Mean

## Flag Cards on Cages: Teeth



Card is used to alert the technicians to animals with malocclusion that need to have the growth of their teeth monitored closely and clipped when needed.

There is a second card behind the cage card that indicated when the teeth were last clipped.

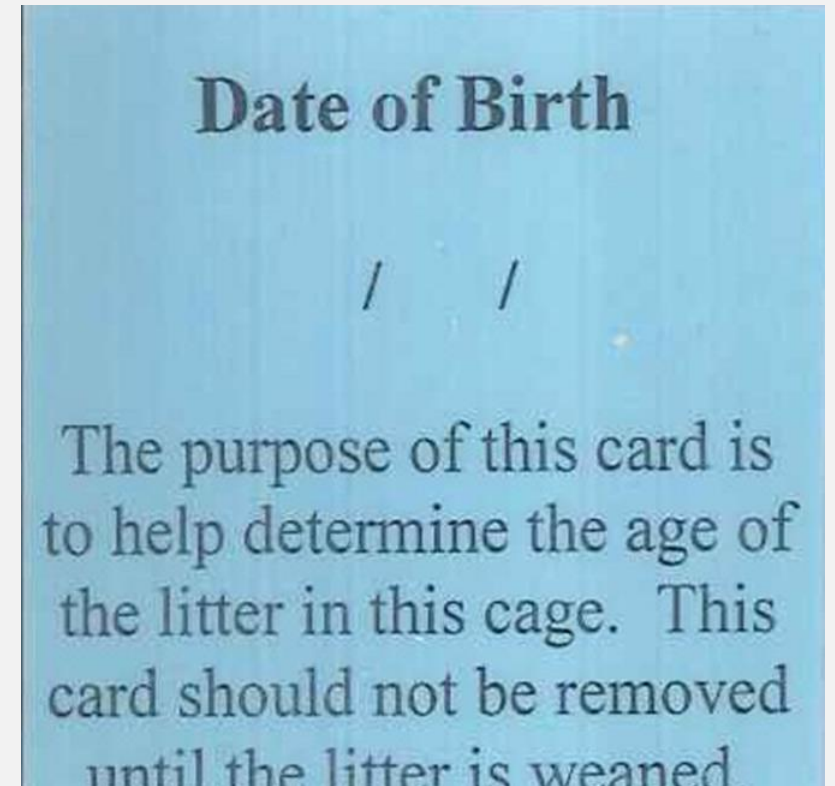
# DLAR Cards & What They Mean

## Flag Cards on Cages: Date of Birth

Helps staff in knowing the cage/litter should not be disturbed.

Assists with keeping track of normal development.

Provides an estimated date for weaning pups.



# DLAR Cards & What They Mean

## Flag Cards on Cages: Room Sentinel

### Room Sentinel

The animal in this cage is part of the Quality Assurance/ Disease Exposure Monitoring Program. They are tested periodically for contagious diseases including those of viral, bacterial, and parasitological origin. Please do not disturb! For latest Sentinel Results, contact Dr. Jeanie Kincer 3-5469

Displayed on the cage of animal(s) that will serve to monitor the health of the animals in the room.

These cages are placed by DLAR in a specific location and **Should NOT** be relocated, discarded or used by investigators.

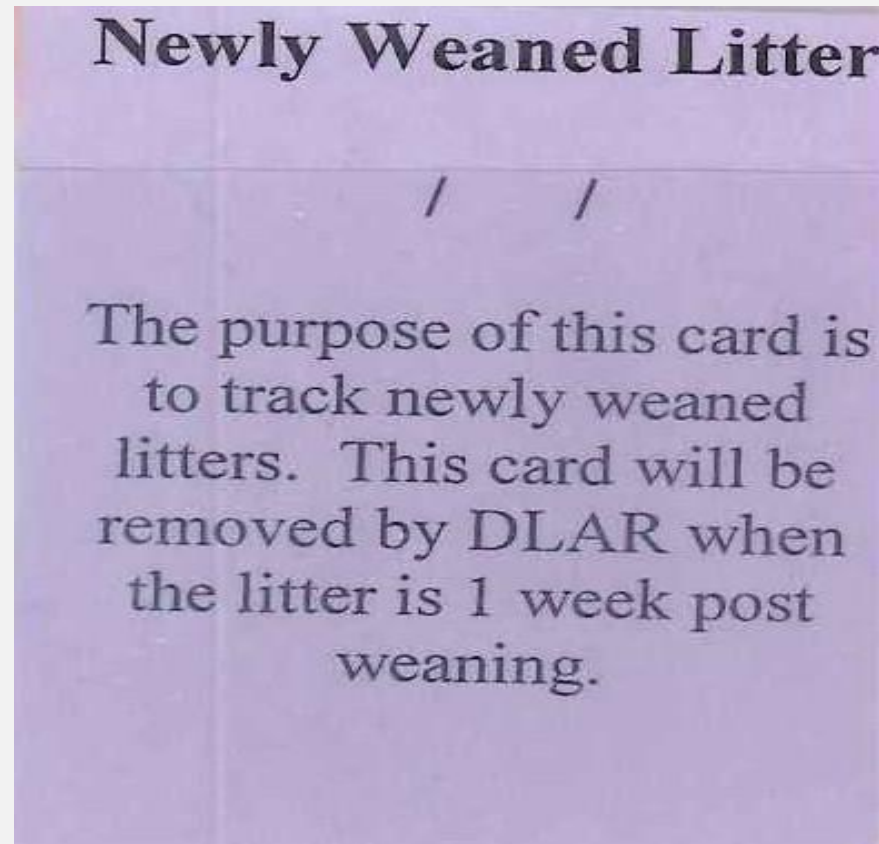


# DLAR Cards & What They Mean

## Flag Cards on Cages: Newly Weaned Litter

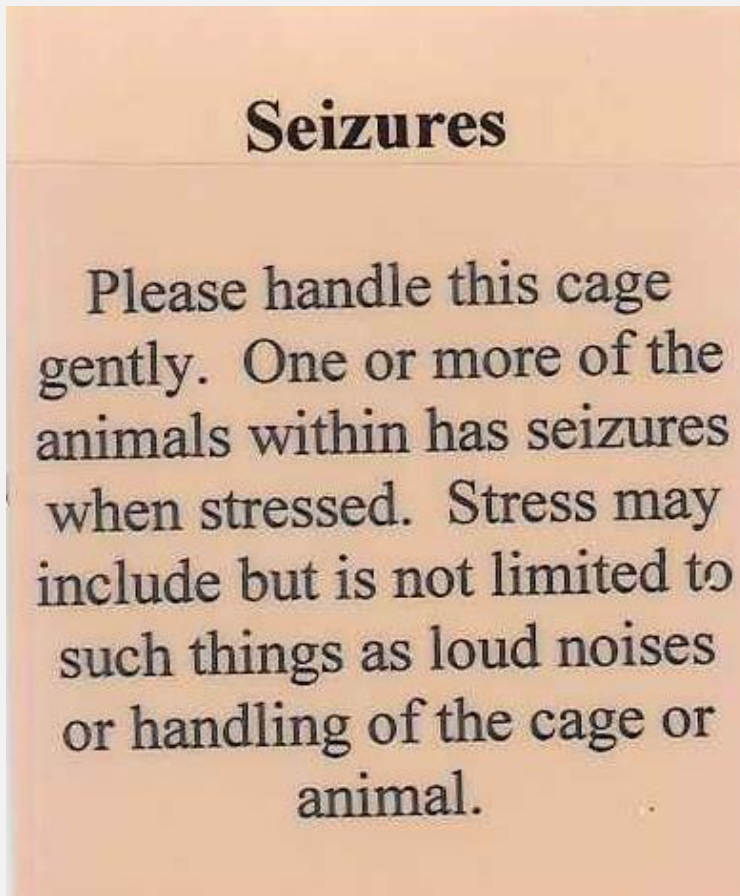
Assists with keeping track of normal development of pups

[Click here](#) for more information regarding Weaning Mice and Rat Pups



# DLAR Cards & What They Mean

## Flag Cards on Cages: Seizures



Card alerts staff that one or more animals in the cage may have seizures when stressed.

**Care must be taken when handling to keep stress to a minimum.**

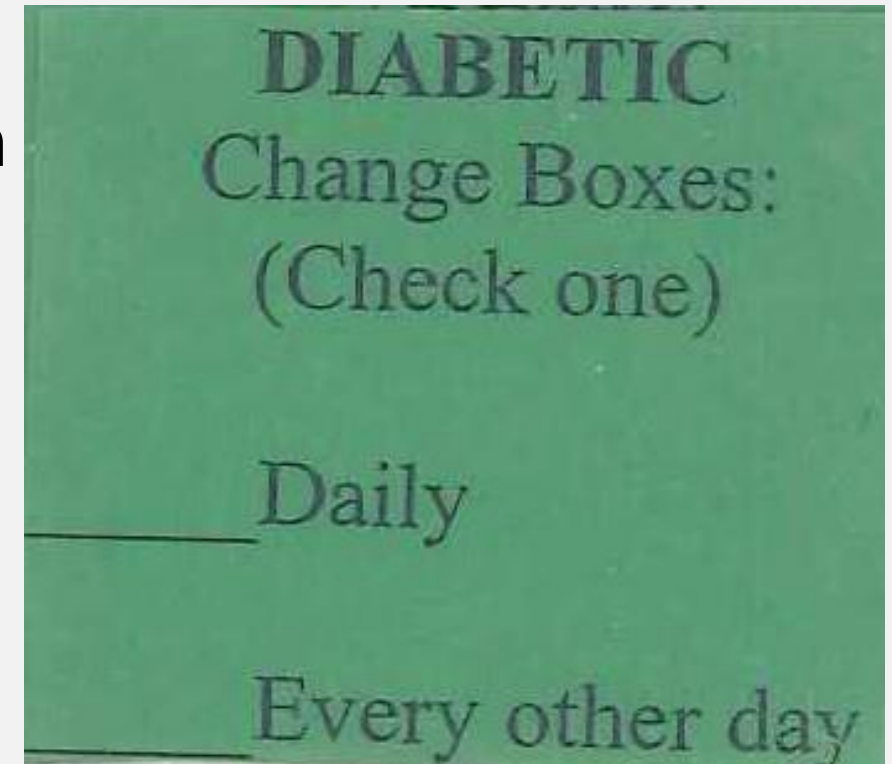


# DLAR Cards & What They Mean

## Flag Cards on Cages: Diabetic

Used to identify cages that have animals in them that will consume larger than normal amounts of food and water.

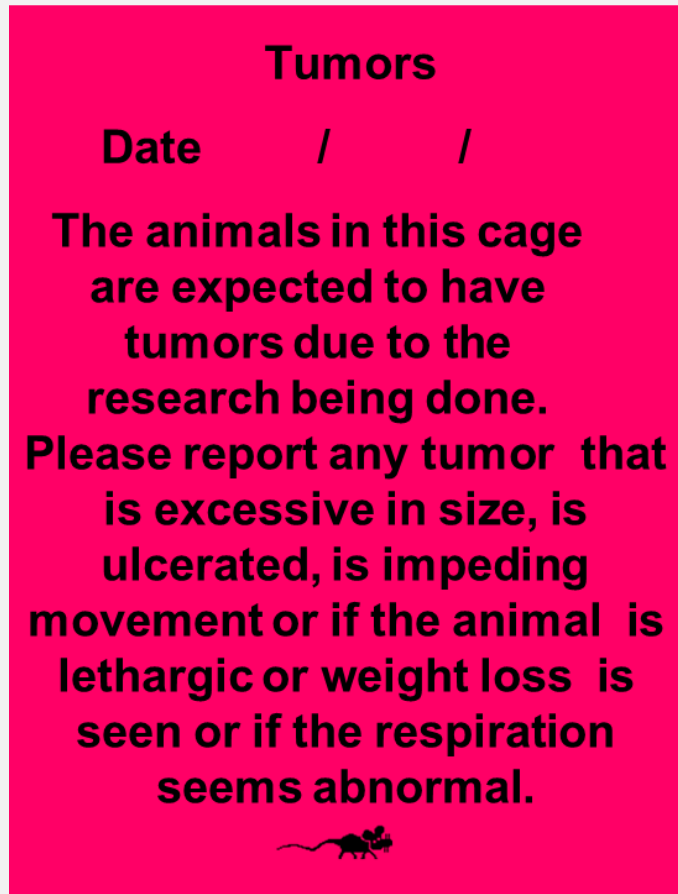
Requires additional monitoring for health issues.



**Cage Will need changed more Frequently.**

# DLAR Cards & What They Mean

## Flag Cards on Cages: Tumors



Indicator that the animal(s) in the cage have been injected with tumor cells and the appearance of tumors is expected.

Serves as a reminder to the staff to monitor the growth of the tumor(s).

Alerts the investigator when the tumor burden has reached its limits.

Actual color of Flag Card may vary from presentation



# DLAR Cards & What They Mean

## Flag Cards on Cages: Expecting Litter



This card alerts staff that one or more animals in the cage may have a litter of pups any time.

Care must be taken when handling to keep stress to a minimum.



# DLAR Cards & What They Mean

## Flag Cards on Cages: Possible Fighting

This card alerts staff that one or more animals in the cage may have been Fighting

No Wounds apparent at the time of placing this card on cage



# DLAR Cards & What They Mean

## Flag Cards on Cages: Post-Op Recovery

### Post –Op Recovery

Date        /        /

The animal(s) in this cage have had anesthesia/Surgery on the date shown above. Monitor closely for signs of pain, illness, or distress and report to the DLAR Veterinary Service Staff if noted. This card may be removed 4 days from the date shown above. For questions, please contact 323-3093



Alerts staff that animal(s) in the cage have undergone some type of anesthetic or surgical procedure

Surgical Procedure **must have** a Pink Surgical Card placed behind the cage card per [IACUC Policy 116](#)

Actual color of Flag Card may vary from presentation



# DLAR Cards & What They Mean

## Flag Cards on Cages: Watch for Dehydration

Alerts staff that the animal(s) in this cage are prone to dehydration and need to be monitored more diligently per the PI.

### Watch for Dehydration

The animals in this cage may be prone to dehydration. Please monitor them closely. Signs of dehydration include but are not limited to rough hair coat; lethargy; weight loss; and a sunken appearance. For questions, please contact



Actual color of Flag Card may vary from presentation



# DLAR Cards & What They Mean

## Flag Cards on Cages: Implants

### IMPLANTS

One or more of these animals has an implant. Please be sure to notify lab immediately upon finding a dead animal in this cage prior to disposal. Enter a med case if signs of infection or rejection are observed



Alerts staff that animal(s) in the cage have undergone surgical procedure to have an implant placed.

**Must Have**, a Pink Surgical Card, placed behind the cage card per [IACUC Policy 116](#)

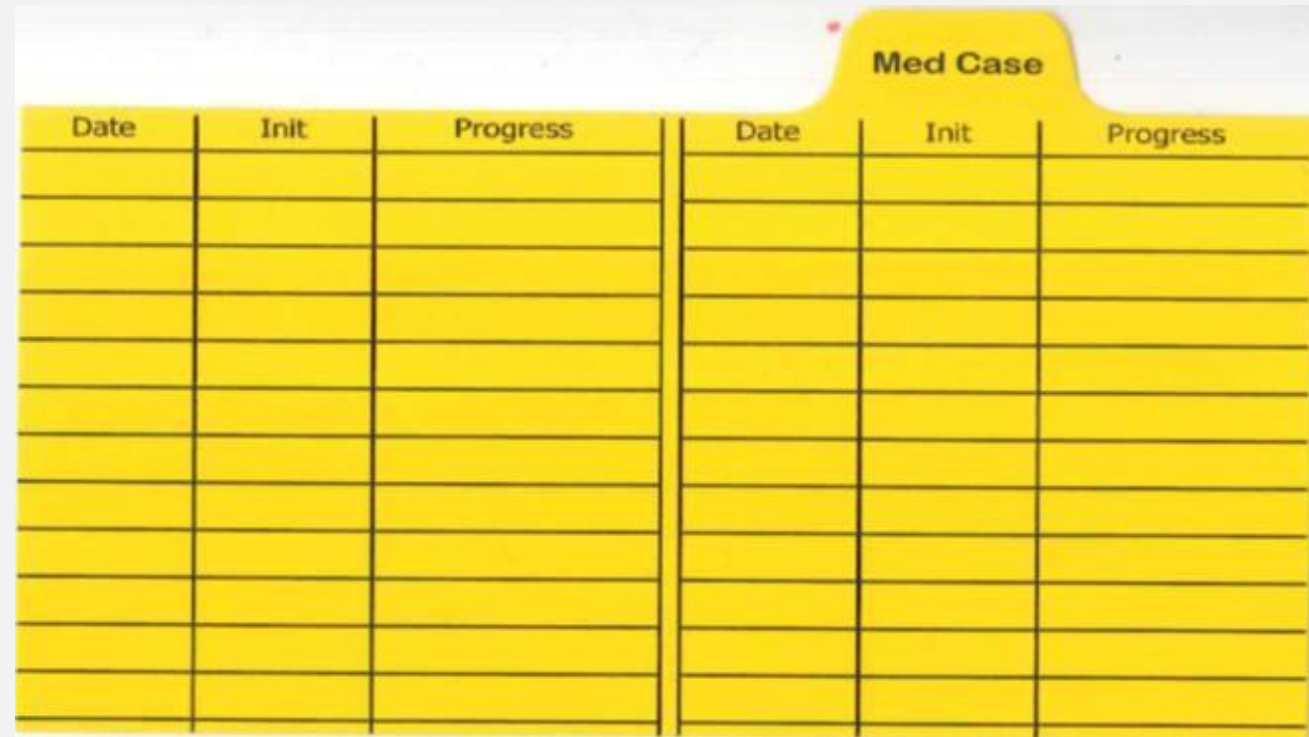
Actual color of Flag Card may vary from presentation



# DLAR Cards & What They Mean

## Designation Cards on Cages: Med Case

DLAR Vet Staff use this to monitor a Medical Condition and show Animals currently on Medical Rounds. Used in conjunction with [Med Case Flag Card](#) slide 7



The image shows a yellow card with a tab labeled "Med Case". The card is divided into two identical columns. Each column has a header row with three columns: "Date", "Init", and "Progress". Below the header, there are ten empty rows for data entry.

Date	Init	Progress

\*This may also be a yellow 3x5 card

# DLAR Cards & What They Mean

## Designation Cards on Cages: Treatment



The image shows a blue 'Treatment' designation card. The card has a header section with the word 'Treatment' in the center. Below the header, there are two identical columns, each with three sub-columns: 'Date', 'Init', and 'Progress'. The card is divided into a grid of 10 rows and 6 columns, with a vertical line separating the two main columns.

Treatment			Treatment		
Date	Init	Progress	Date	Init	Progress

DLAR Vet Staff will start treatments **Only After Consulting** with PI to ensure sure treatment will not affect the research

# DLAR Cards & What They Mean

## Designation Cards on Cages: Research

For PIs and their Staff to use in order to notify DLAR Staff of unusual physiological conditions that may occur with the animal

**Research**

UK DLAR Surgery Record

Date	Time	Treatment or Drug Administered	Initials
Additional Notes			
<i>*Please report to veterinarian if uncontrolled pain or research complications suspected*</i>			



# DLAR Cards & What They Mean

## Designation Cards on Cages: Treatment

Teeth

**Teeth Trimming Info Card**

Please return to area veterinary tech when animal is gone

Date: \_\_\_\_\_ Rm #: \_\_\_\_\_

PI: \_\_\_\_\_ Protocol #: \_\_\_\_\_

Cage #: \_\_\_\_\_

Other info: \_\_\_\_\_  
\_\_\_\_\_  
\_\_\_\_\_

Used in conjunction with the [Teeth Flag Card](#) (slide 9) to indicate when the teeth were last clipped.



# DLAR Cards & What They Mean

## Designation Cards on Cages: Surgical

**UK DLAR Surgery Record**

Protocol \_\_\_\_\_ Date \_\_\_\_\_

Cage Card # \_\_\_\_\_

Procedure \_\_\_\_\_

Surgeon \_\_\_\_\_

Anesthetic \_\_\_\_\_

Time of Analgesic \_\_\_\_\_

IACUC Approved Analgesic Plan  
Indicate drug(s), frequency, and duration of Tx

\_\_\_\_\_

\_\_\_\_\_

Pain Category E (exempt procedure)

Lab and Emergency Contact Phone

1 \_\_\_\_\_

2 \_\_\_\_\_

Surgery

**Surgery**

**UK DLAR Surgery Record**

Date	Time	Sx site & Health OK?	Drugs/Analgesia Administered, Comments	Initials
		Y N		
		Y N		
		Y N		
		Y N		
		Y N		
		Y N		
		Y N		
		Y N		
		Y N		

See housing room research notebook for post-op health and treatment records

***Must*** be placed directly behind the regular cage card after the animal has had surgery with all pertinent information filled in.

**Treatments and observations *Must* be recorded per [IACUC Policy 116](#)**

For Pictorial Instructions [DLAR Pink Surgery Cards](#)



# DLAR Cards & What They Mean

## Designation Cards on Cages: Haz Agents

Hazardous Agent **Must** be in IACUC approved Protocol

**Must** be approved by IBC

**Must** submit a [DLAR Hazardous Agent Use Request](#) and Special Animal Safety Protocol ([SASP](#)) from UKY EH&S



The image shows a yellow awareness card for hazardous agents. At the top, it says "Haz Agents" and "UK DLAR Hazardous Agent Awareness Card". Below this are two lines for "Cage Card #" and "DLAR Hazardous Agent Service Request #". The next line is for "Hazardous Agent Name(s)". A section titled "Risk to Humans: Circle the pictograms that apply." contains four pictograms: a flask for "Chemical Agent", a biohazard symbol for "Biological Agent", a radiation symbol for "Radiological Agent", and a diamond with an exclamation mark for "Other Hazard". At the bottom, there is a line for "Circle if animals are to be handled by PI research staff only." and a diamond-shaped warning that says "PI staff only DLAR: DO NOT TOUCH".

# DLAR Cards & What They Mean

## Designation Cards on Cages: Yellow Transparencies (Whole)

DLAR will not pull out the cage during room checks and will not change the cage.

The animals must be observed without disturbing the cage.

Must have a [DLAR Service Request](#) on File.



**Research staff is responsible for the husbandry of the cage.**



# DLAR Cards & What They Mean

Designation Cards on Cages:  
Yellow Transparencies (Cut Right Corner)



DLAR **Will Not** pull out the cage during room checks.

PI does not want the cage pulled for observation.

**Must have a DLAR Service Request on File.**

**DLAR is responsible for the husbandry of the cage**



# DLAR Cards & What They Mean

Special Instruction Tape on Cages:

**SPECIAL  
WATER**

**Must have a DLAR Service Request on File before use.**

**SPECIAL DIET**

**Euthanatize**

**DO NOT FEED**

Actual color of TAPE may vary from presentation



# DLAR Cards & What They Mean

## Questions Regarding the Use and Location of Cards:

ANIMAL CARE SUPERVISORS		
NAME	OFFICE PHONE	E-Mail
Kim Tomaschko (Animal Care Supervisor III)	859-323-2816	mktoma2@UKY.EDU
Josh Murphy (Animal Care Supervisor I)	859-218-3672	mrjo251@uky.edu
Peggy Hankes-Peña (Animal Care Supervisor III)	859-323-6015	ppena2@uky.edu
Erin Jones (Animal Care Supervisor II)	859-257-3562	erin.dehnart@uky.edu
Brandon McKinley (Animal Care Supervisor II)	859-562-2933	brandon.mckinley@uky.edu



# DLAR Cards & What They Mean

## DLAR Training Group

Ken Hays  
DLAR Training Coordinator  
ken.hays@uky.edu

Dr. Cheryl Haughton, DVM  
Senior Clinical Veterinarian  
859-257-3548  
H41F  
Cheryl.haughton@uky.edu

Research  
Division of Laboratory  
Animal Resources

