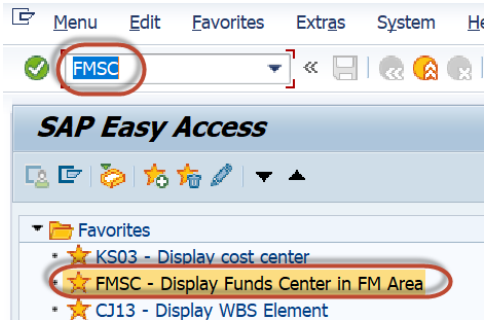
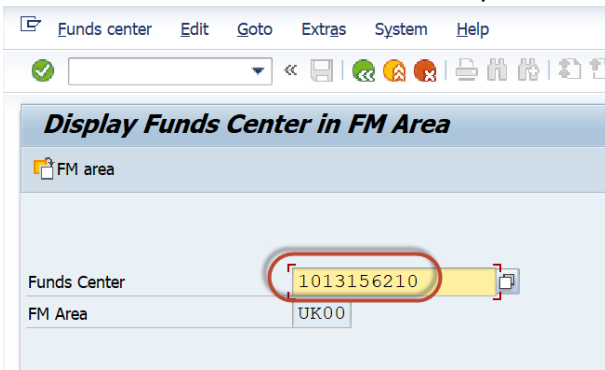


FMSC

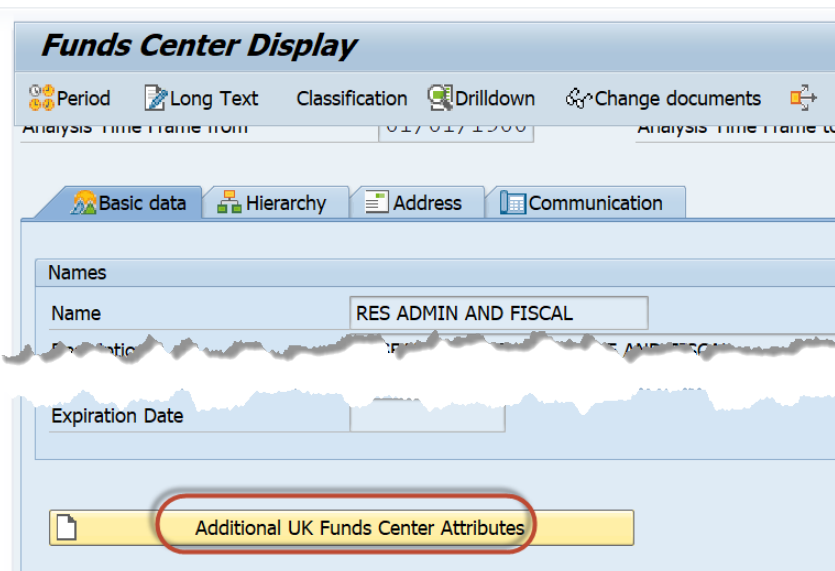
1. Enter FMSC in the transaction box or save as a favorite and double click to open.



2. Enter the cost center number for which you need information and hit Enter.



3. Click on the yellow icon Additional UK Funds Center Attributes at the bottom of the next screen.



4. The attributes of the cost center will populate on the next screen.

UK Funds Center Master fields

UK Attributes

Funding Category Code	I	<input type="checkbox"/>
Research Priority Area	N	
Budget Family	01	
F & A Cost Category	J54	
Department	40120	
Functional Area	0460	
Class. of Instr. Pro	99.	
Cancer Research Match	N	
Sponsored Flag	N	
NSF Category	0000	
A-133 Cluster		
Academic Session	0	

UBIT Revenue line

Discretionary Expense line

Valid for Payroll

Capital Account Asset Flag

On/Off Campus